

DATASHEET

# Rockfon Eclipse® wall panel



**Sounds Beautiful**

# Rockfon Eclipse® wall panel





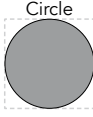



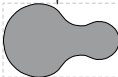
- Aesthetic, frameless acoustic wall panel suitable for offices, reception areas etc. where extra sound absorption combined with good design is required
- A smooth, deep matt and super white surface providing high light reflection, light diffusion and anti-static properties, extending its product lifetime
- Available in a variety of shaped formats with a clean minimalistic A-edge and an unlimited custom colour range using NCS
- Quick and easy to install with the special wall fixing kit. The fixing kits allow for the panel to be installed in different distances from the wall creating interesting patterns

## Product Description

- Stone wool panel
- Visible side: smooth, deep matt, super white painted fleece
- Rear side: white backing fleece
- Durable painted edges

## Application Areas

- Office
- Leisure
- Retail

Edge detail	Shapes	Module size (mm)	Weight (kg/unit)	MS / MS easy access (mm)	Recommended installation System	Recycled content	Cradle to Cradle Certified®	A1-A3 Production stage impact (kg CO <sub>2</sub> eq/m <sup>2</sup> )*	A1-C4 Full life cycle impact (kg CO <sub>2</sub> eq/m <sup>2</sup> )*
 A	Square 	1160 x 1160 x 40	9	55 / 105	Rockfon® System Eclipse Wall™	39%		6.46	8.37
	Rectangle 	1760 x 1160 x 40	13	55 / 105	Rockfon® System Eclipse Wall™				
		2360 x 1160 x 40	17	55 / 105	Rockfon® System Eclipse Wall™				
	Circle 	800 x 800 x 40	3	55 / 105	Rockfon® System Eclipse Wall™				
		1160 x 1160 x 40	7	55 / 105	Rockfon® System Eclipse Wall™				
	Triangle 	1160 x 1005 x 40	4	55 / 105	Rockfon® System Eclipse Wall™				
	Hexagon 	1160 x 1006 x 40	6	55 / 105	Rockfon® System Eclipse Wall™				
	Oval 	1760 x 1160 x 40	10	55 / 105	Rockfon® System Eclipse Wall™				
Bespoke 	9		55 / 105	Rockfon® System Eclipse Wall™					

MS = Minimum construction depth.

Rectangle 2360X1160 mm can only be mounted horizontally by its longest sides and the Triangle with a peak facing downwards.

Contact us for the installation of freeform Rockfon Eclipse.

Free-form sizes bigger than 2400 length or 1200 width will be produced as two halves.

Contact us for special shapes, colours, sizes, lead times and minimum quantities.

\* For full environmental impact disclosure, see our product EPDs available on [rockfon.link/uk-epd](https://rockfon.link/uk-epd). Due to differences in calculation methods and scenario assumptions, environmental impact values are generally not directly comparable between manufacturers.



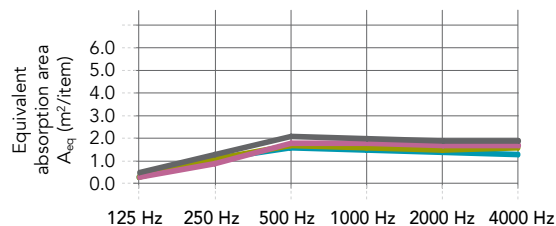
## Performance



### Sound absorption

$A_{eq}$  (m<sup>2</sup>/item)

Further acoustic data available; contact your local Rockfon technical support



	125 Hz	250 Hz	500 Hz	1000 Hz	2000 Hz	4000 Hz
Circle 1160mm, Direct Fixing Bracket (15 mm)	0.3	1.1	1.6	1.5	1.4	1.3
Circle 1160mm, Stepped Fixing Bracket (65 mm)	0.3	1.1	1.7	1.6	1.5	1.6
Square 1160x1160mm, Direct Fixing Bracket (15 mm)	0.3	0.9	1.8	1.8	1.7	1.7
Square 1160x1160mm, Stepped Fixing Bracket (65 mm)	0.5	1.3	2.1	2.0	1.9	1.9



### Reaction to fire

A1

Rockfon Eclipse Rectangle 2360: A2-s1,d0



### Light reflection and light diffusion

87% light reflection (rear side: 79%)  
>99% light diffusion



### Humidity and sag resistance

Up to 90% RH

Rockfon Eclipse is not suitable for use in swimming pools or outdoors.

For more information, please contact Rockfon.



### Cleaning

- Vacuum
- Damp cloth



### Hygiene

Stone wool provides no sustenance to microorganisms



### Surface durability

Enhanced durability and dirt resistance.

Wet-scrub resistance: Class 4

The wet-scrub resistance is tested in accordance with EN ISO 11998:2006 and rated following EN 12720:2009+A1:2013 scale going from 1 to 5, where 5 is the best.



### Visual appearance

Super white surface

L value: 94.5

The whiteness (L value) of the product is tested in accordance with ISO 7724 and measured on a scale from 1 (black) to 100 (white).

Deep matt surface, perfect in critical side-light

Gloss: 0.8 gloss unit at 85° angle

The gloss of the product is tested in accordance with ISO 2813.



### Recyclability

Fully recyclable stone wool



### Indoor environment

Rockfon ceiling products are classified in Class E1 in accordance with EN 13964 (EN 717-1). Rockfon ceiling products have a very low release of VOCs. A selection of Rockfon products have achieved the following performance levels and labels in indoor air emissions:



### Material Health

All materials used in Rockfon products are screened against the list of substances restricted under REACH and do not contain substances of very high concern (SVHC). Rockfon stone wool fibres comply with the safe fibre EU regulation and hold an EUCEB certification.

All performance properties presented in the datasheet are based uniquely on the Rockfon Blanka surface. All colours can influence product performances.

Please contact Rockfon customer service for more information.

Rockfon production facilities are certified according to the ISO 9001 and ISO 14001 management systems standards.

# Sounds Beautiful

