

# Ecophon Akusto™ Hexagon

Ecophon Akusto™ Hexagon is a hexagon shaped wall panel, offering the possibility for endless wall patterns. Mounting the panel onto a wall is easy. Use glue for quick direct fix or use Connect One Trim that has two different distance choices enabling 3-dimensional patterns.




Helmingborg, Sweden


## SYSTEM RANGE




Size, mm	513x592
Special Fixing	•
Thickness	40
Inst. Diagr.	M586




Akusto Hexagon panel



Installation with Connect™ One trim and Connect™ Absorber Anchor One



Installation with Connect™ One hook fixing



Installation with Connect™ Absorber glue

## Acoustic

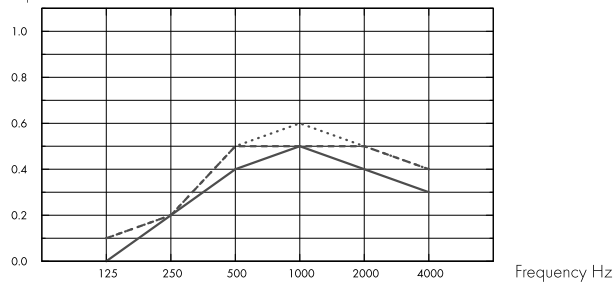


The values in the diagram refer to a single unit.

### Sound Absorption:

Based on test results according to EN ISO 354.

$A_{eq}$  Equivalent absorption area per unit (m<sup>2</sup> sabin)



- Akusto Hexagon, 43 mm o.d.s
  - - - Akusto Hexagon, 48 mm o.d.s
  - ... Akusto Hexagon, 70 mm o.d.s
- o.d.s = overall depth of system

THK mm	o.d.s. mm	$A_{eq}$ Equivalent absorption area per unit (m <sup>2</sup> sabin)					
		125 Hz	250 Hz	500 Hz	1000 Hz	2000 Hz	4000 Hz
40	43	0.0	0.2	0.4	0.5	0.4	0.3
40	48	0.1	0.2	0.5	0.5	0.5	0.4
40	70	0.1	0.2	0.5	0.6	0.5	0.4

## Indoor Air Quality



Certificate / Label	All Products
Eurofins Indoor Air Comfort®	IAC Gold
French VOC	A+
Finnish M1	•



## Cradle to Cradle Certified®



Akusto products with Akutex FT surface are Cradle to Cradle Certified® at Bronze level (version 4.0).



## Material Health

Akusto products with Akutex FT surface have received a C2C Certified Material Health Certificate™ at the Silver level (standard version 4.0). The C2C Certified Material Health Certificate™ is a verification of the health and safety of a product's composition using the Material Health requirements of the Cradle-to-Cradle Certified Product Standard.



## Circularity

Minimum post-consumer recycled content	60%
Recyclability	Fully recyclable



## Fire safety

Country	Fire standard	Class
Europe	EN 13501-1	A2-s1,d0

The glass wool core of the tiles is tested and classified as non-combustible according to EN ISO 1182.



## Humidity Resistance

Class C, relative humidity 95% and 30°C, according to EN 13964:2014



## Visual appearance

Akusto Wall in white has high light reflectance. Light reflectance and nearest NCS colour sample for all the different colours: See Ecophon Colours and surfaces.



## Cleanability

Akutex FT: Daily dusting and vacuum cleaning. Weekly wet wiping. Advantage surface, weekly dusting and vacuum cleaning. For more info see colours and surfaces on [www.ecophon.com/uk](http://www.ecophon.com/uk)



## Accessibility

The tiles are easily demountable except glued installation see quantity specification.



## Installation

Installed according to installation diagrams, installation guides and drawing aid. For information regarding minimum overall depth of system see quantity specification. Rendered surfaces must have sufficient strength to be able to carry the load imposed by the tiles. If doubts, test gluing should be carried out. The surface should always be dry and clean. For best result the surface should be even, however an acceptable result could be achieved on slightly uneven surfaces.



## System weight

	kg/m <sup>2</sup>
Akusto Hexagon	3,5

Weight information is indicative and subject to variation.



## Mechanical properties

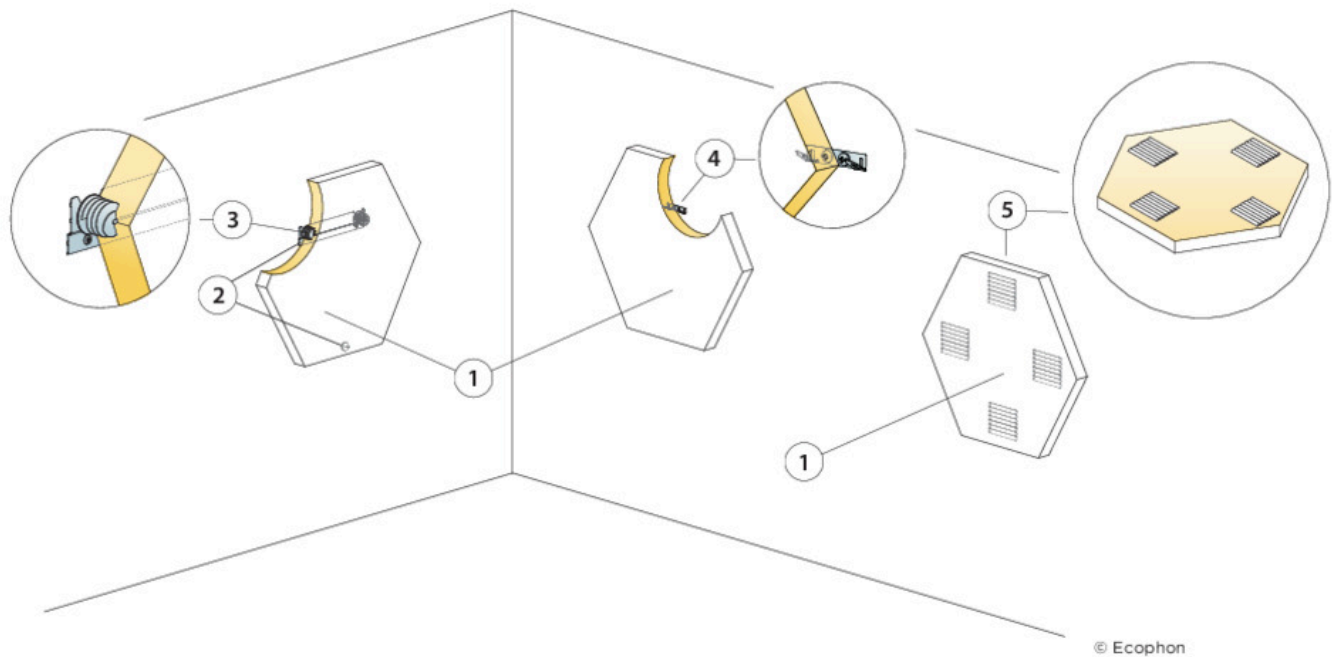
No additional live load is allowed.



## CE

Ecophon ceiling systems are CE marked according to the European harmonized standard EN13964:2014. CE marked construction products are covered by a Declaration of Performance (DOP) which enables customers and users to easily compare performance of products available on the European market.

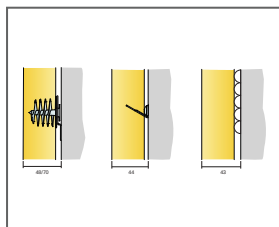
## INSTALLATION DIAGRAM (M586) FOR ECOPHON AKUSTO HEXAGON



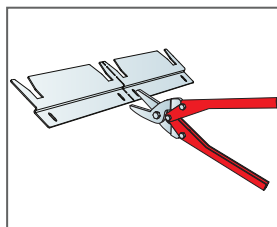
© Ecophon

### QUANTITY SPECIFICATION (EXCL. WASTAGE)

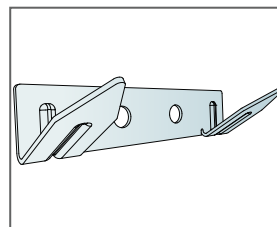
	Size, mm
	<b>513x592</b>
1 Akusto Hexagon	3,2/m <sup>2</sup>
2 Alt. 1 Connect One trim (wall distance included)	0,5/panel
3 Alt. 1 Connect Absorber Anchor One	2/panel
4 Alt. 2 Connect One hook fixing	2/panel
5 Alt. 3 Connect Absorber glue (0,25 l/m <sup>2</sup> - 0,4 l/m <sup>2</sup> depending on installation conditions)	as required
Use Connect Notched spatula to apply the glue.	-
Δ Min. overall depth of system: Δ1 48 mm/70mm / Δ2 44 mm The system is demountable	-
Δ Min. overall depth of system: Δ3 43 mm. The system is not demountable	-



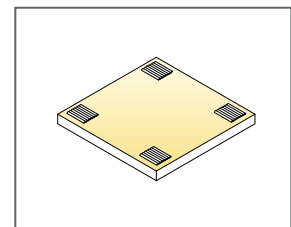
See Quantity specification



Connect One trim can be divided into two suspension trims



Connect One hook fixing



Application of glue