

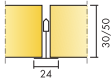
# Ecophon Industry™ RTP

Suitable for noise reduction in industrial premises, where an impact resistant ceiling is needed. The panels have a glass wool core with a black surface. The visible surface is a perforated sheet metal facing (Ø3 mm hole diameter, 15% perforated area). The metal facing is bent around the long edges of the panels and overlaps the back surface. The perforated sheet metal facing is galvanized.


For best performance and system quality, use




**SYSTEM RANGE**




Size, mm	1200x600	1200x600
T24	•	•
Thickness	30	50
Inst. Diagr.	M172	M172



Industry RTP system.



Section of Industry RTP system.



Industry RTP panel.

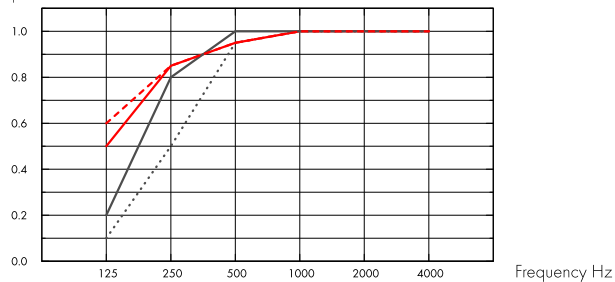
## Acoustic



### Sound Absorption:

Test results according to EN ISO 354. Classification according to EN ISO 11654.

$\alpha_p$ , Practical sound absorption coefficient



- ..... Industry RTP 30 mm, 50 mm o.d.s.
  - Industry RTP 30 mm, 200 mm o.d.s.
  - Industry RTP 50 mm, 50 mm o.d.s.
  - - - Industry RTP 50 mm, 200 mm o.d.s.
- o.d.s = overall depth of system

THK mm	o.d.s. mm	$\alpha_p$ , Practical sound absorption coefficient						$\alpha_w$	Sound absorption class
		125 Hz	250 Hz	500 Hz	1000 Hz	2000 Hz	4000 Hz		
30	50	0.10	0.50	0.95	1.00	1.00	1.00	0.80	B
30	200	0.50	0.85	0.95	1.00	1.00	1.00	1.00	A
50	50	0.20	0.80	1.00	1.00	1.00	1.00	1.00	A
50	200	0.60	0.85	0.95	1.00	1.00	1.00	1.00	A

THK mm	o.d.s. mm	NRC	SAA
30	50	0.85	0.89
30	200	0.95	0.96
50	50	0.95	0.99
50	200	0.95	0.99

## Circularity



Minimum post-consumer recycled content (30 mm)	65%
Minimum post-consumer recycled content (50 mm)	67%
Recyclability	Fully recyclable

## Fire safety



Country	Fire standard	Class
Europe	EN 13501-1	A2-s1,d0

The glass wool core of the tiles is tested and classified as non-combustible according to EN ISO 1182.



## Humidity Resistance

Class A, relative humidity 70% and 25°C, according to EN 13964:2014



## Visual appearance

Galvanized 189, 55% light reflectance, 65% light reflectance.



## Cleanability

Weekly dusting and vacuum cleaning.



## Accessibility

The tiles are easily demountable. Minimum demounting depth according to installation diagrams.



## Installation

Installed according to installation diagrams, installation guides and drawing aid. For information regarding minimum overall depth of system see quantity specification.



## System weight

	kg/m <sup>2</sup>	Weight information is indicative and subject to variation.
Industry Modus RTP 30 mm	6,9	
Industry Modus RTP 30 mm + Connect Grid System	7,8	
Industry Modus RTP 50 mm	8,2	
Industry Modus RTP 50 mm + Connect System Grid	9,1	



## Mechanical properties

See table about Max live load and Min load bearing capacity and Functional demands, Mechanical properties at [www.ecophon.com](http://www.ecophon.com).



## CE

Ecophon ceiling systems are CE marked according to the European harmonized standard EN 13964:2014. CE marked construction products are covered by a Declaration of Performance (DOP) which enables customers and users to easily compare performance of products available on the European market.

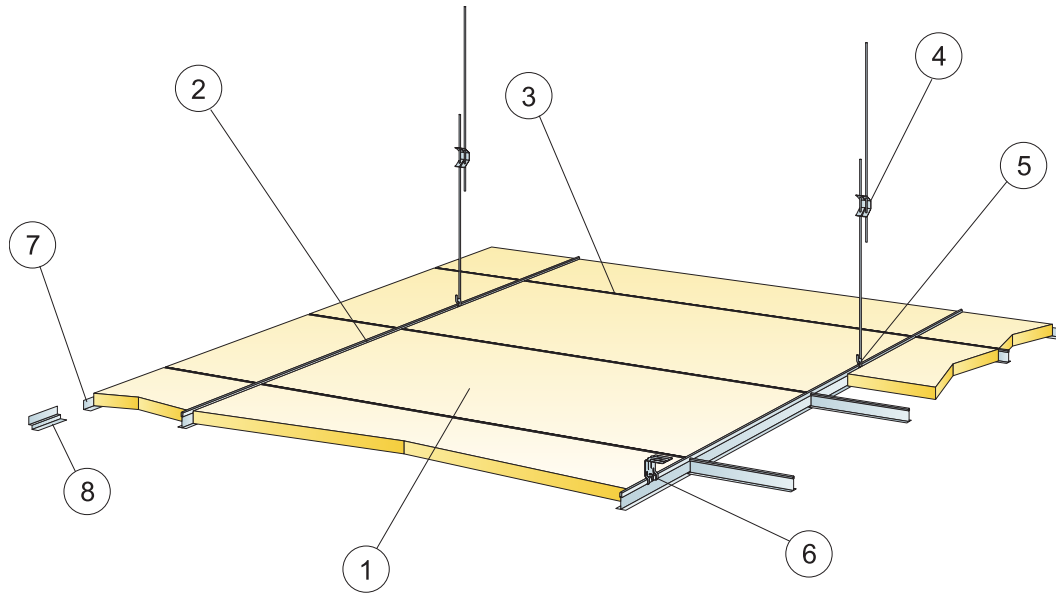


## Indoor Air Quality

Certificate / Label	All Products
Eurofins Indoor Air Comfort®	IAC Gold
French VOC	A+
Finnish M1	•



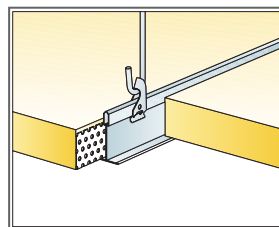
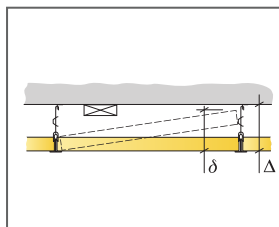
## INSTALLATION DIAGRAM (M172) FOR ECOPHON INDUSTRY RTP.



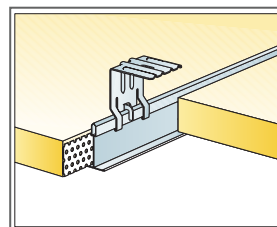
© Ecophon Group

### QUANTITY SPECIFICATION (EXCL. WASTAGE)

	Size, mm
	<b>1200x600</b>
1 Industry RTP	1,4/m <sup>2</sup>
2 Connect T24 Main runner, installed at 1200 mm centres (max. distance from wall 600 mm, can be extended up to 1200 mm if no live load between Main runner and wall).	0,9m/m <sup>2</sup>
3 Connect T24 Cross tee, L=1200 mm, installed at 600 mm centres	1,7m/m <sup>2</sup>
4 Connect Adjustable Hanger, installed at 1200 mm centres (max. distance from wall 600 mm)	0,7/m <sup>2</sup>
5 Connect Hanger Clip (not to be used in swimming hall environments)	0,7/m <sup>2</sup>
6 For direct installation: Connect Direct Bracket, installed at 1200 mm centres	0,7/m <sup>2</sup>
7 Connect Angle trim, fixed at 300 mm centres	as required
8 Connect Shadow-line trim, fixed at 300 mm centres	as required
Δ Min. overall depth of system, with Adjustable hanger: 100 mm, with Direct bracket 50 mm	-
δ Min. demounting depth: 170 mm (30 mm thickness), 220 mm (50 mm thickness)	-



Suspension with adjustable hanger and clip



Suspension with Direct bracket

Size, mm	Max live load [N]	Min load bearing capacity [N]
1200x600x30	30	160
1200x600x50	30	160

Live load/load bearing capacity